

48<sup>th</sup> International Conference on Education



# WORKSHOP 3

## Inclusive Education in Colombia

Cecilia María Vélez White

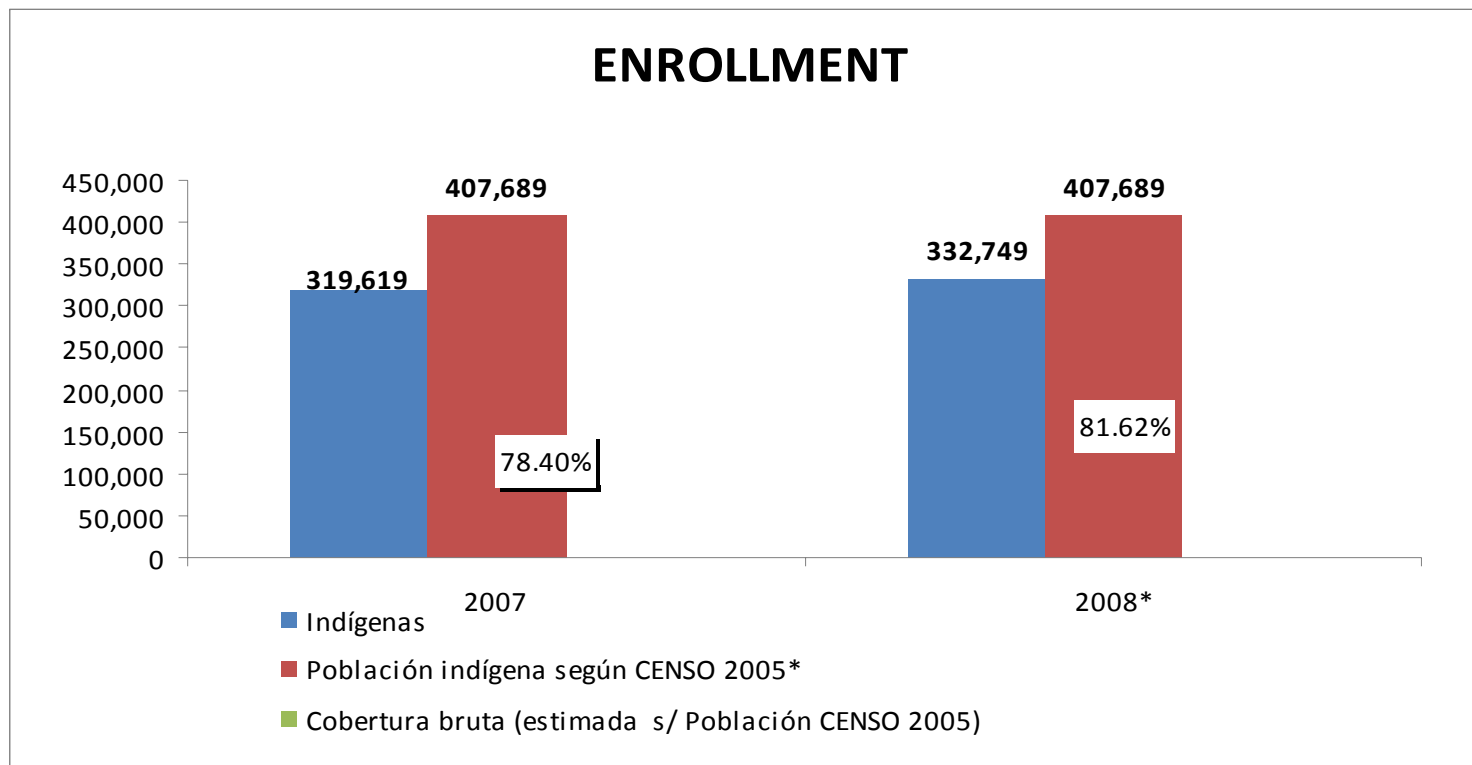
Ministerio de Educación Nacional  
República de Colombia



Libertad y Orden


**Ministry of Education of Colombia**  
**Republic of Colombia**

1. INDIGENOUS COMMUNITIES	2007	2008*
<b>Indigenous enrollment</b>	319.619	332.749
Indigenous Population according to census 2005*	407.689	
Gross Enrollment (estimated / Population census 2005)	78,40%	81,62%



## Inclusion Strategies

To characterize the population



**TO ORGANIZE**  
a pertinent Educational offer



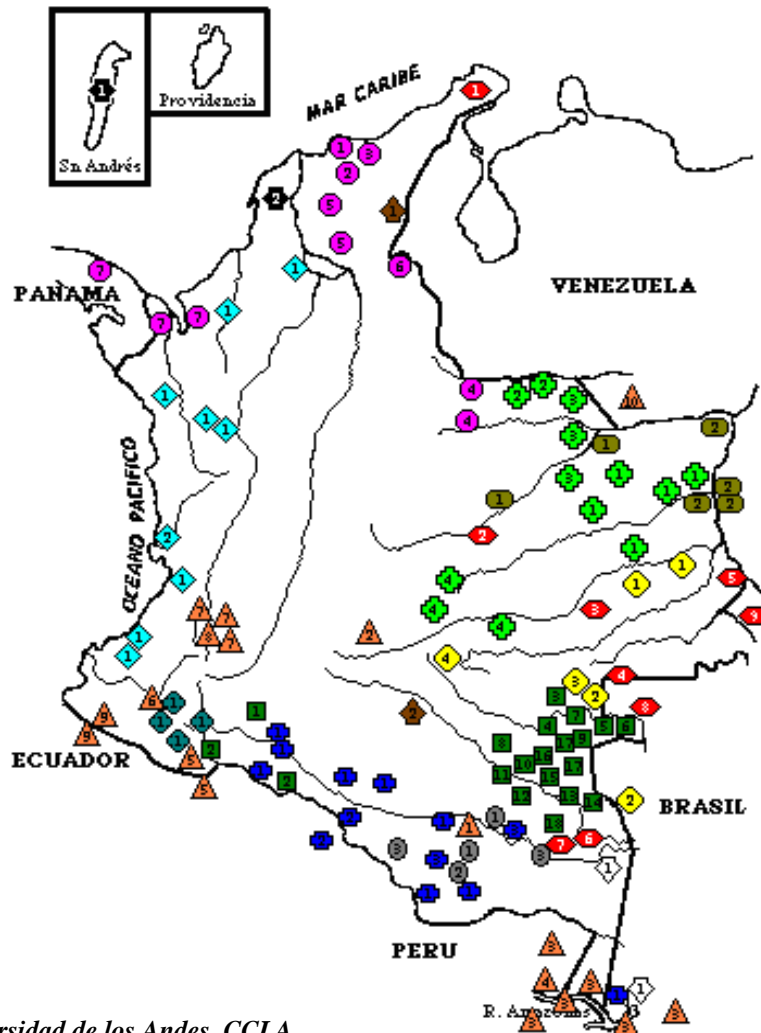
**TO ENHANCE**  
educational management:  
•Pedagogical Approach  
•Teachers' training  
•Suitable Didactic Material



**TO IMPROVE**  
The teaching and learning  
environment

✓To achieve access  
and permanence of all  
students in the  
educational system.

## ETHNIC GROUPS



- 85 Indigenous communities
- 14 Linguistic varieties (65 speakers of other languages)
- 2 African communities with languages

	Arawak		Quechua
	Bora		Tupi
	Caribe		Independientes
	Chibcha		Tukano
	Chocó		Witoto
	Guahibo		Saliba
	Maku		Criollos: Palenque y Creole



## THE EDUCATIVE PROJECT

### **An ethno-educational project is: :**

A conceptual, pedagogical, methodological and operational guide of the educational processes chosen by an ethnical group.

### **Features:**

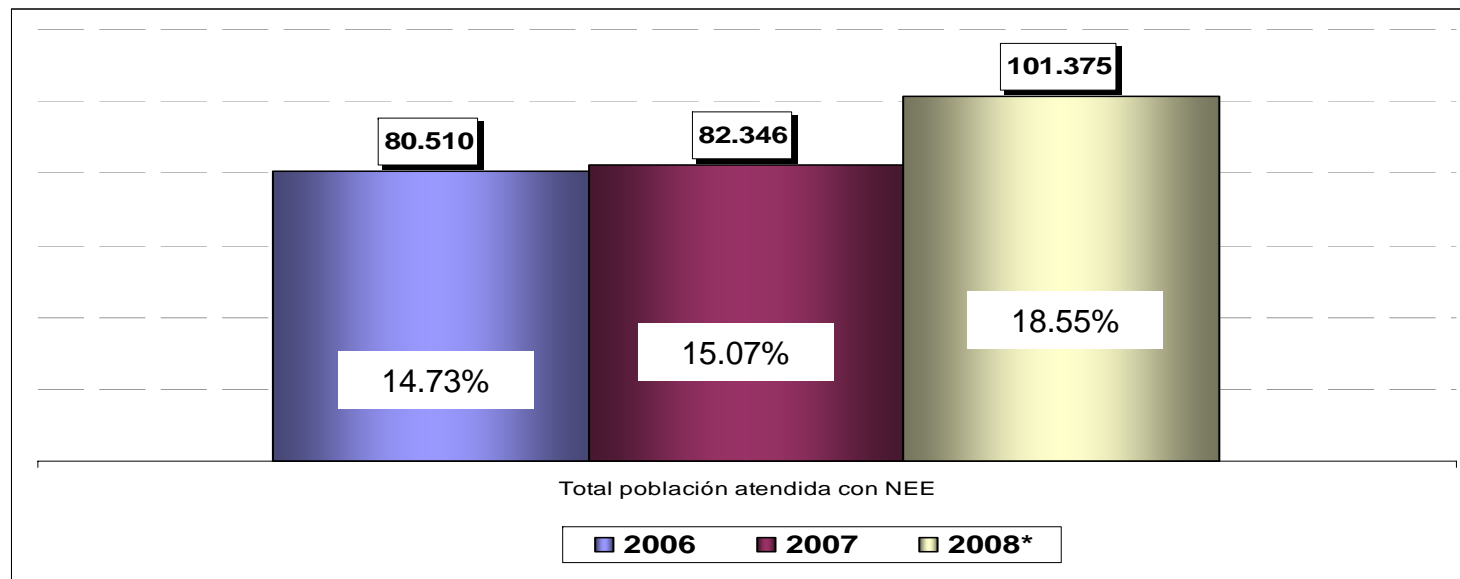
- ✓ It is framed in the life project of an ethnical group and develops its educational component.
- ✓ It is a process of social participation and cooperative decision-making. It recognizes their tradition, knowledge, science, technology and culture.
- ✓ It includes the intercultural aspects relevant to the development of their educational process.
- ✓ It defines its linguistic policies.
  
- ✓ It implements a social perspective in the planning of future educational processes.
- ✓ It guides Secretariats of Education in the provision of the educational service to these communities.

## Update until 2008 and projection for 2010

Advancement	Number of ethnical and educational projects
Projects promoted by the Ministry of Education for 2008.	25
Autonomous Educational Projects for 2008	15
New Projects to be implemented for 2010	37
Total number of projects that are going to be supported	77

## 2. POPULATION WITH DISABILITES

	2006	2007	2008*
Enrollment	80.510	82.346	101.375
Gross enrollment (estimated according to census 2005)	14,73%	15,07%	18,55%
Population with disabilities feasible to include according to census 2005*	546.431		



In accordance with the 2005 Colombian National Census, the population with disabilities reach 6.4% (2.518.963) of the total. 546.431 of them could be included in the system (between 5 and 16 years old), which means a covering of 19% in 2008.

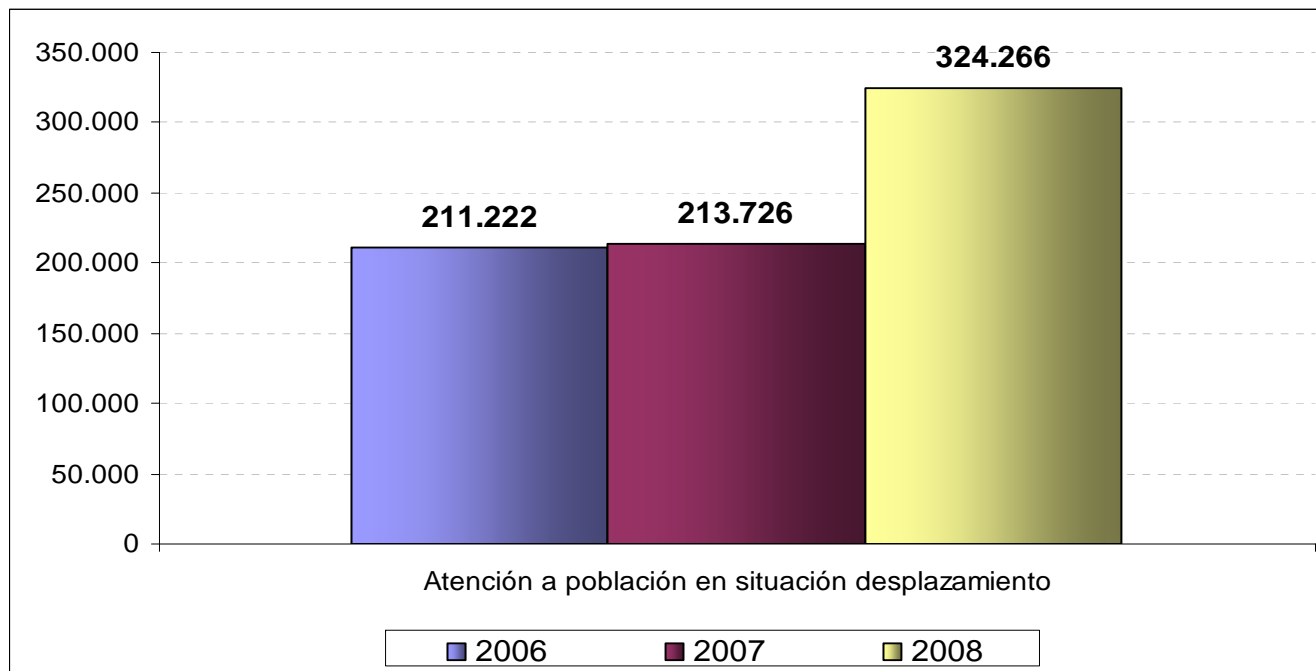
## INSTITUTIONS AND PEDAGOGICAL APPROACH

Population	Secretariats of Education	Schools	Teachers	Students
Special educational needs	79	4.369	11.943	101.375

### Pedagogical Approach

- ✓ Legislation for the organization of the service provision.
- ✓ Provision of schools with pertinent materials.
- ✓ Training of teachers in inclusive education and in the teaching of reading, writing and mathematics.

### 3. POPULATION IN CONDITION OF DISPLACEMENT



Between 2007 and 2008, the population between the ages of 5 and 7 identified in SIPOD increased from 437.911 to 527.520 and the enrollment of this population went from **49% to 61%**.

Fuente: Acción Social y Ministerio de Educación Nacional  
Cruce SIPOD - R-166 con corte al 31 de Agosto de 2008.

✓ In 2008 the enrollment rate of children and young people between 5-17 is 324.266, while the total enrollment number is 415.849.

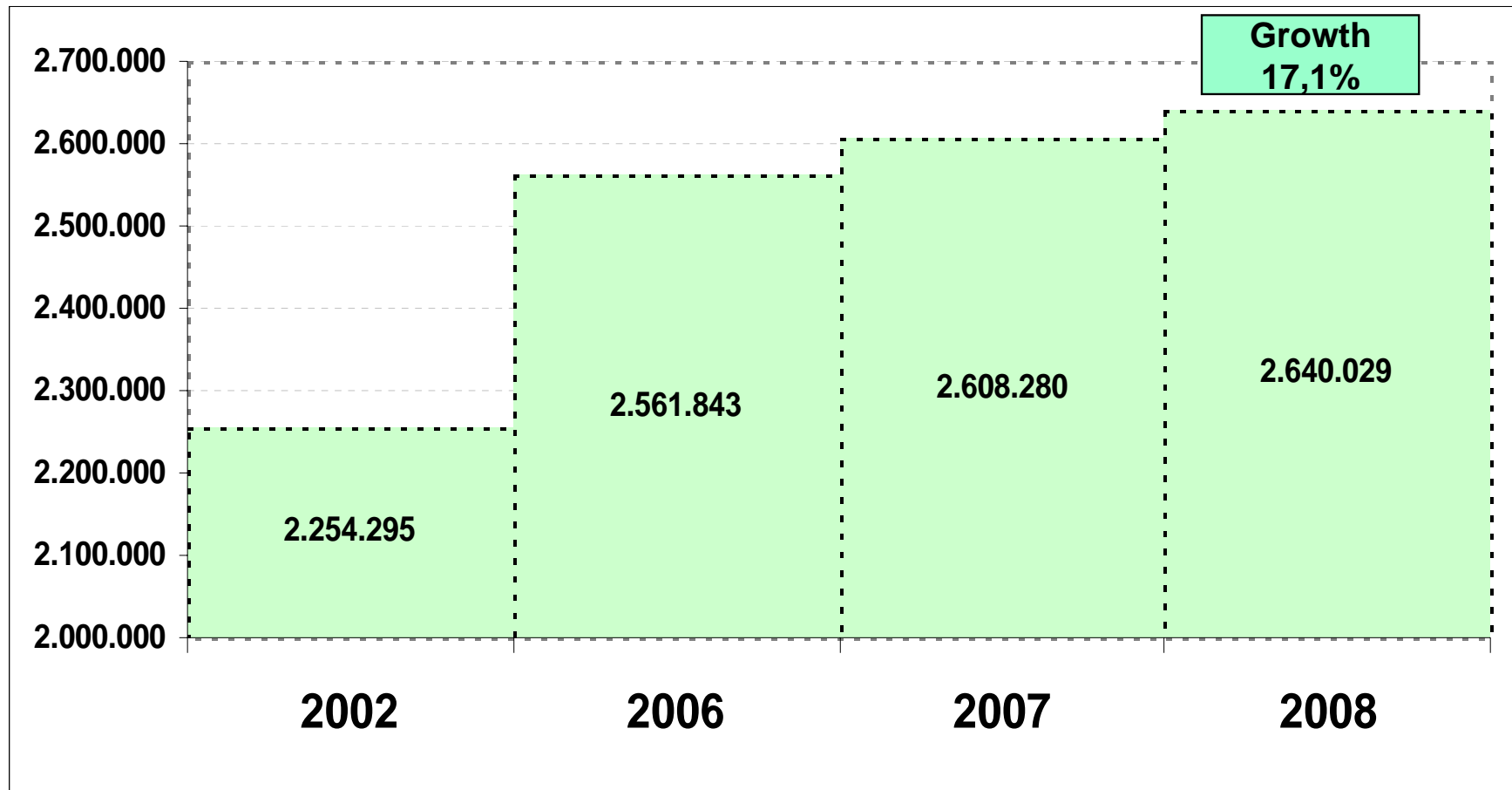
## INSTITUTIONAL AND PEDAGOGICAL APPROACH

Population	Secretariats of Education	Teachers	Students
Displaced communities	65	19.643	415.849

### Pedagogical Approach:

- ✓ Flexible educational models are implemented:
  - Three groups: Children, young people and adults.
  - The institution's educational project is incorporated into the model.
  - Teachers are trained.
  - Provision of didactic materials.
  - Evaluation and follow-up strategies

## 4. RURAL POPULATION



Evolution of Rural Enrollment 2002-2008

## INSTITUTIONAL AND PEDAGOGICAL APPROACH

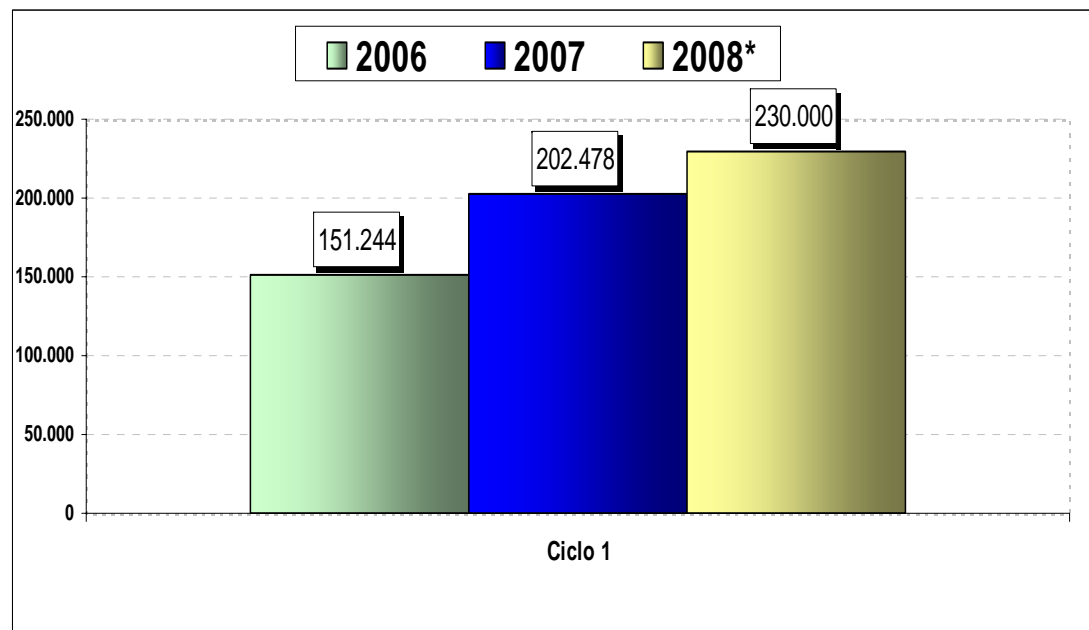
Population	Secretariats of Education	Schools	Teachers
Rural population	27	3.240	27.183

### Pedagogical Approach

✓The pedagogical flexible models are teaching approaches that suited to the needs of rural areas and put the student at the center of the education process.

- Pre-school
- Accelerated learning
- *Escuela nueva*
- Postsecondary
- Telesecondary
- SER
- SAT
- Upper secondary

## 5. ILLITERATE AND ADULT POPULATION



**(Cycle 1)**  
**2005-2008**  
**676.468**

**827.246** people have been taught to read and write since 2002 .

According to the population census (2005) the illiterate young and adult population (15 years or more) makes up to the 9.6% of the total population (2'756.230 citizens).

Catering of young people and adults in other cycles

	2005	2006	2007	2008*
Cycles 2-6	443.563	558.825	604.115	517.770